

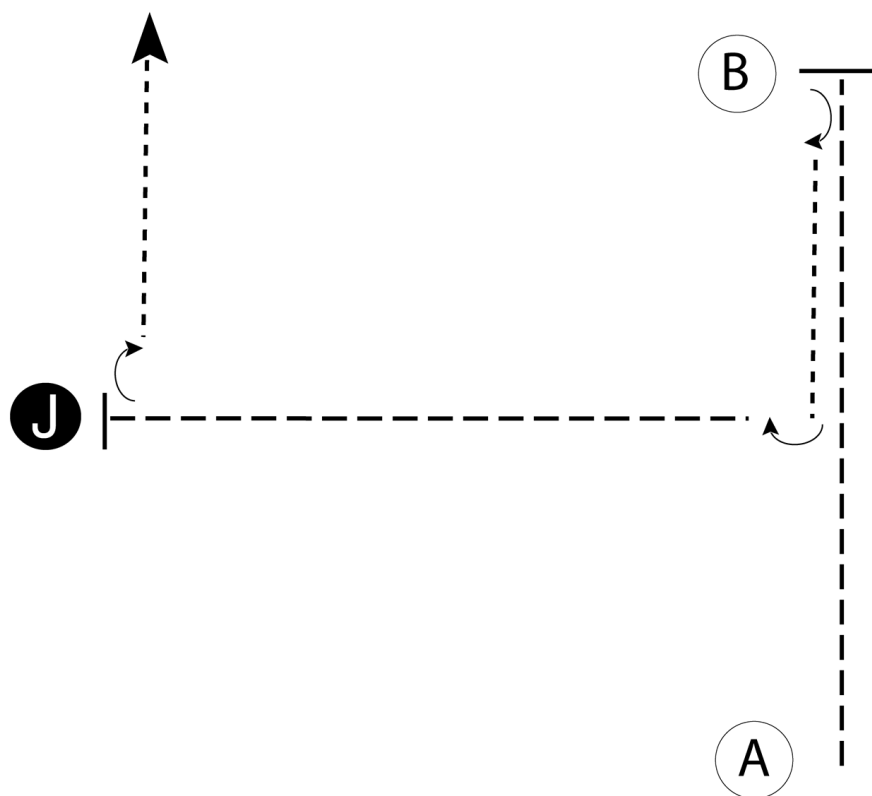
# Erie County Jr. Fair

## Champion Western Easy Gaited Showmanship (8 - 18)

Show Date: 08-12-2020

www.HorseShowPatterns.com

www.HorseShowPatterns.com



Be ready at A.

1. Running walk or pleasure gait to B.
2. Stop at B.
3. Perform a 180 degree turn.
4. Flat or show walk until even with judge. Perform a 90 degree turn.
5. Running walk or pleasure gait to judge.
6. Stop and set up for inspection.
7. When dismissed, perform a 90 degree turn.
8. Flat or show walk straight away from judge.

Walk	-----
Running Walk/ Pleasure Gait	- - - - -
Back	← ㄩ ㄩ ㄩ ㄩ
Marker	⊙ B
Judge	⊙ J

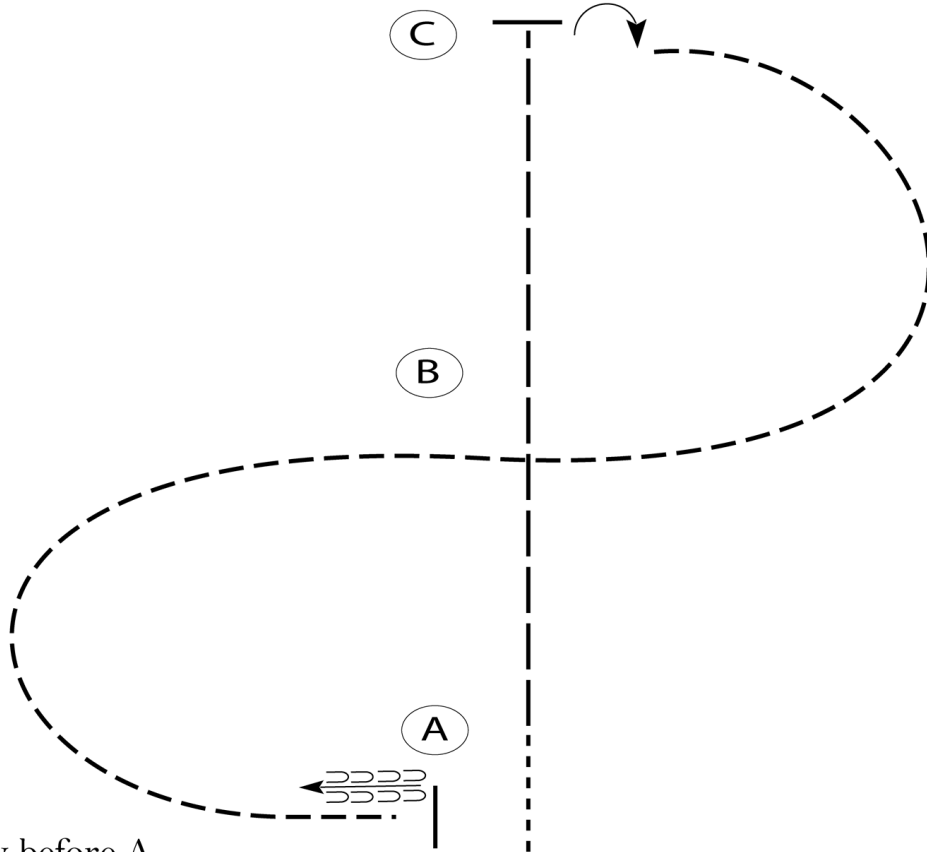
[NT/S-3]

Pattern Provided by:  
*Dennis L. Clement*

# Erie County Jr. Fair

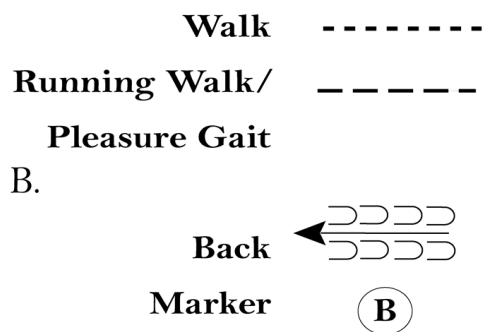
## Champion Gaited Western Horsemanship (Three Gaited )

Show Date: 08-12-2020



Be ready before A.

1. Flat or show walk to A.
2. Perform a running walk or pleasure gait from A to C.
3. Stop at C and turn 90 degrees to the right.
4. Running walk or pleasure gait in a half circle to B.
5. Continue at a running walk or pleasure gait in a half circle to A.
6. Stop at A and back approximately one horse length.



Follow the instructions of your ring steward.

[NT/H-E-4]

Pattern Provided by:

*Dennis L. Clement*

w w w . H o r s e S h o w P a t t e r n s . c o m

w w w . H o r s e S h o w P a t t e r n s . c o m

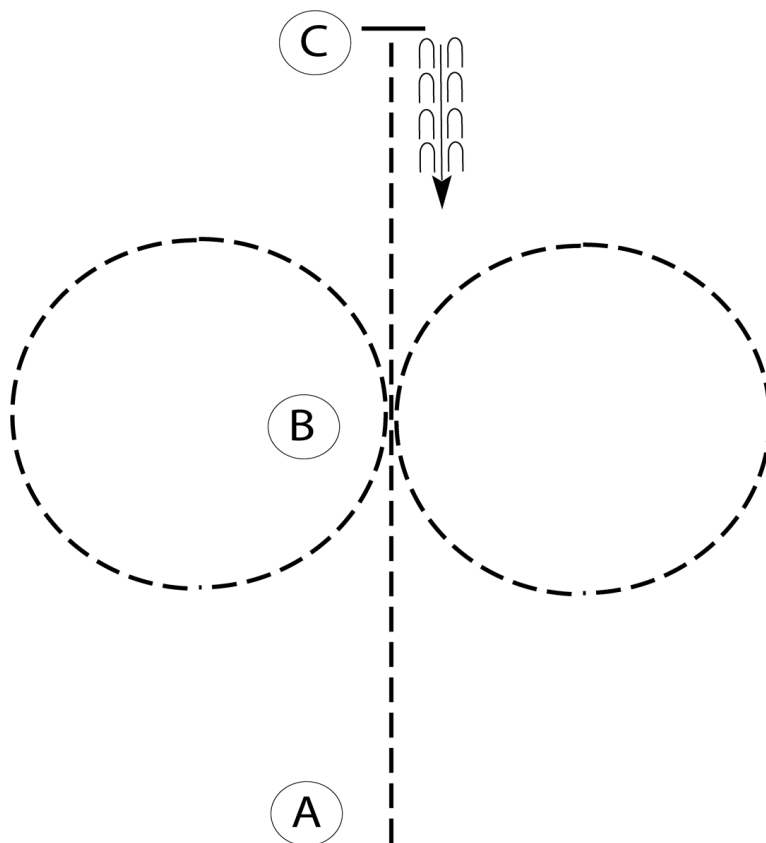
# Erie County Jr. Fair

## Champion Gaited Western Horsemanship (Two Gaited)

Show Date: 08-12-2020

w w w . H o r s e S h o w P a t t e r n s . c o m

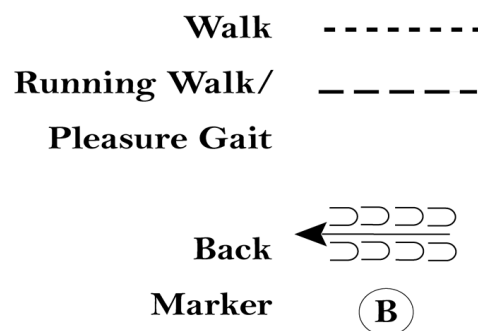
w w w . H o r s e S h o w P a t t e r n s . c o m



Be ready at A.

1. Running walk or pleasure gait from A to B.
2. At B, perform a figure eight, beginning to the right.
3. Continue the running walk or pleasure gait from B to C.
4. At C, stop and back 4 steps.

Follow the instructions of your ring steward.



[NT/H-E-1]

Pattern Provided by:  
*Dennis L. Clement*



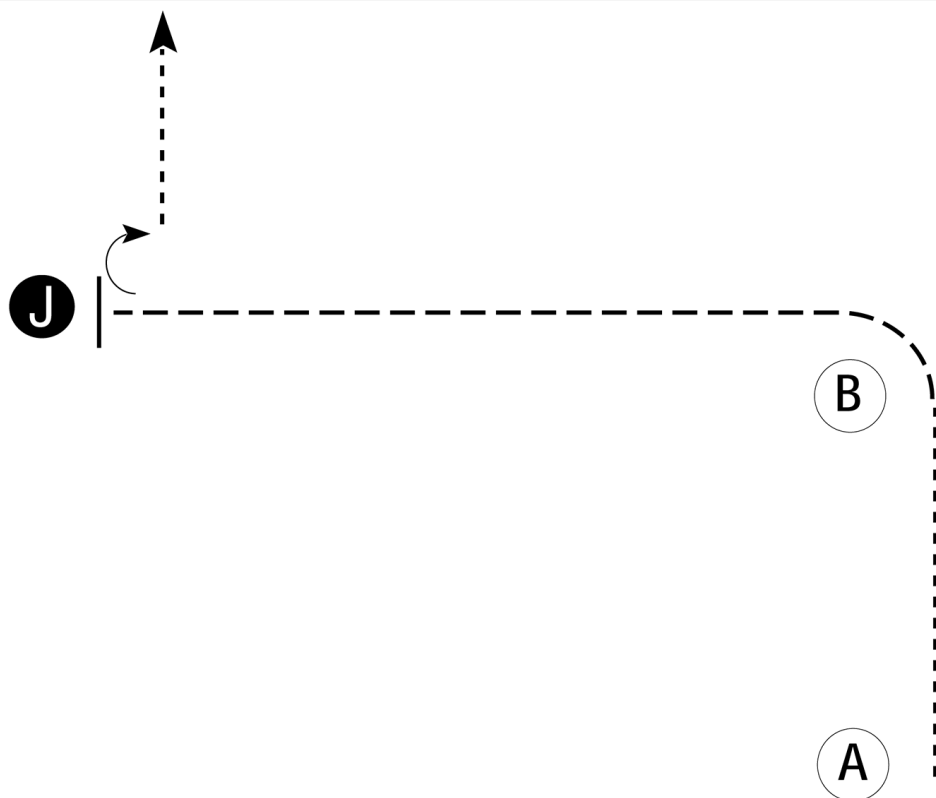
# Erie County Jr. Fair

Ending First Year Showmanship (English or Western/Gaited and Non-G

Show Date: 08-12-2020

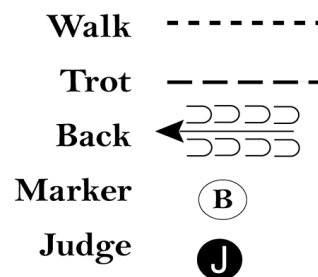
w w w . H o r s e S h o w P a t t e r n s . c o m

w w w . H o r s e S h o w P a t t e r n s . c o m



Be ready at A.

1. Walk from A to B.
2. At B, trot to judge.
3. Stop and set up for inspection.
4. When dismissed, turn 90 degrees and walk away from judge.
5. Follow the instructions of your ring steward.



[S/WT-11]

Pattern Provided by:  
*Dennis L. Clement*



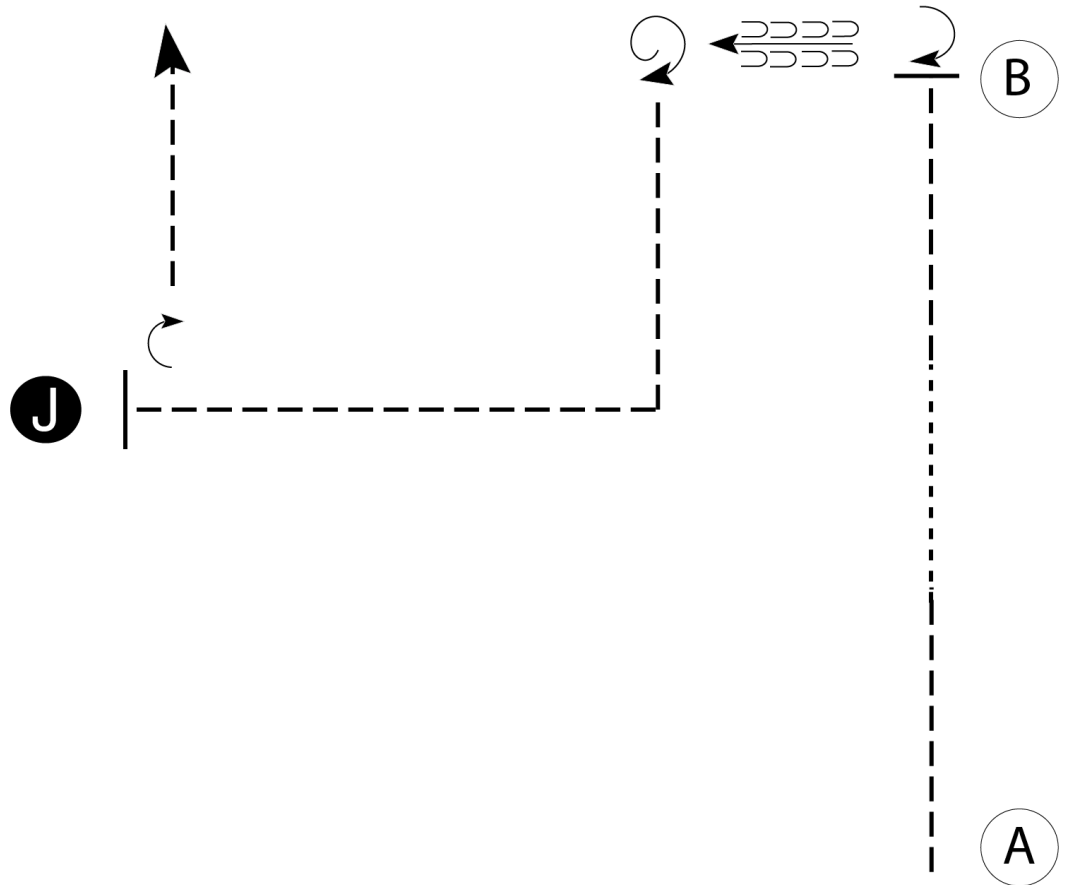
# Erie County Jr. Fair

## Champion Sr. Wesytern Showmanship (14 - 18)

Show Date: 08-12-2020

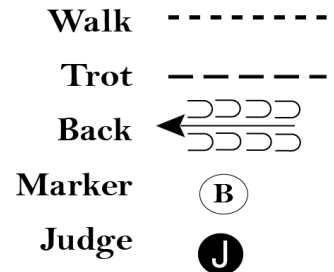
w w w . H o r s e S h o w P a t t e r n s . c o m

w w w . H o r s e S h o w P a t t e r n s . c o m



Be ready at A.

1. Trot 1/3 of the line, then walk 1/3 of the line then trot the final 1/3 of the line.
2. Stop with horse's hip even with B then perform a 1/4 turn.
3. Back 2 horse lengths then perform a 1 1/4 turn.
4. Trot to judge as shown.
5. Stop and set up at Judge.
6. Inspection.
7. When dismissed, perform a 1/4 turn and trot to exit.



[S/2-119]

Pattern Provided by:  
*Dennis L. Clement*

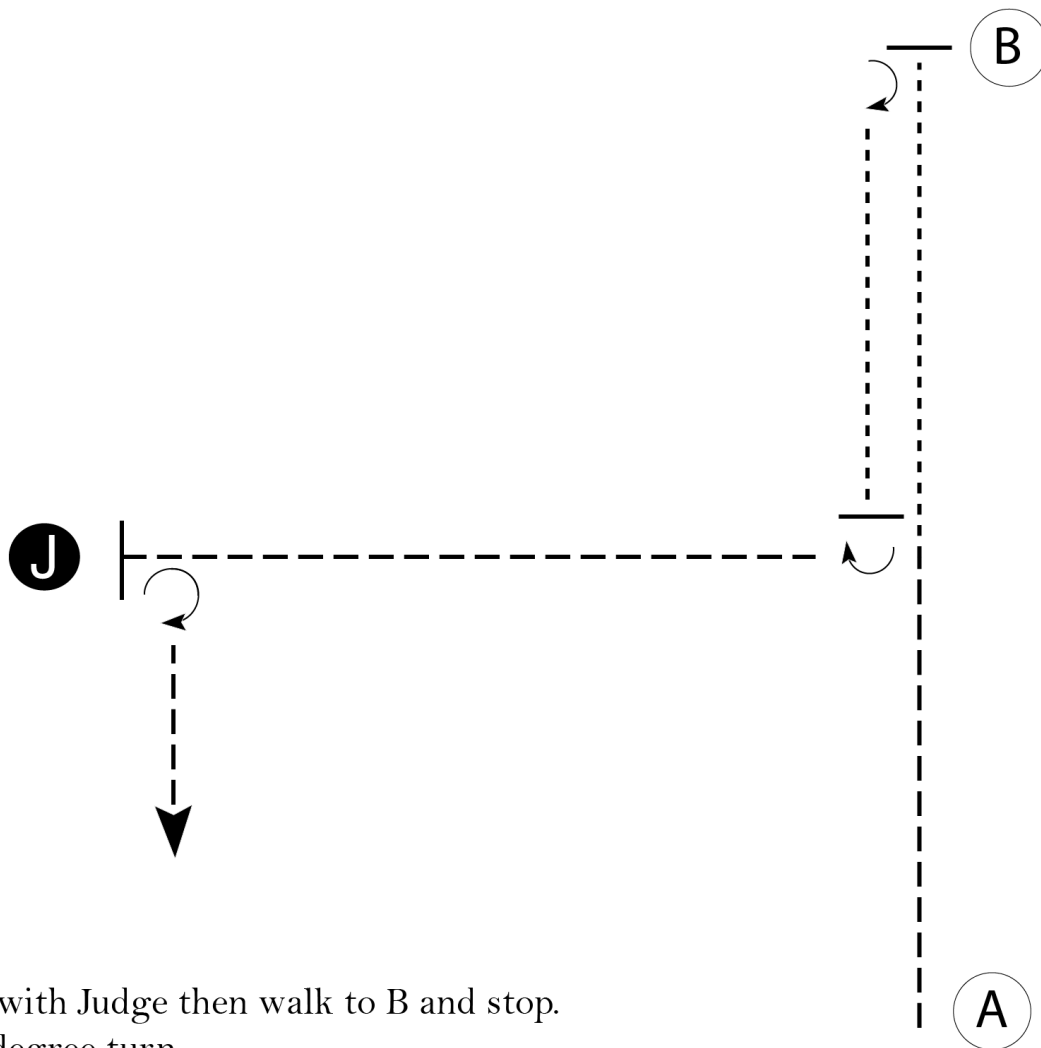
# Erie County Jr. Fair

## Champion Jr. Western Showmanship (8 - 13)

Show Date: 08-12-2020

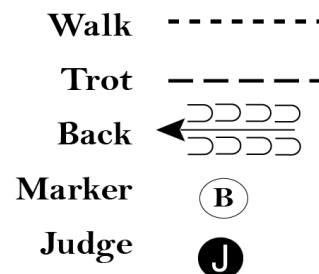
w w w . H o r s e S h o w P a t t e r n s . c o m

w w w . H o r s e S h o w P a t t e r n s . c o m



Be ready at A.

1. Trot until even with Judge then walk to B and stop.
2. Perform a 180 degree turn.
3. Walk until your horse's hip is even with Judge.
4. Perform a 1/4 turn.
5. Trot to Judge.
6. Set up.
7. Inspection. When dismissed, perform a 270 degree turn and trot to exit.



[S/1-120]

Pattern Provided by:  
*Dennis L. Clement*





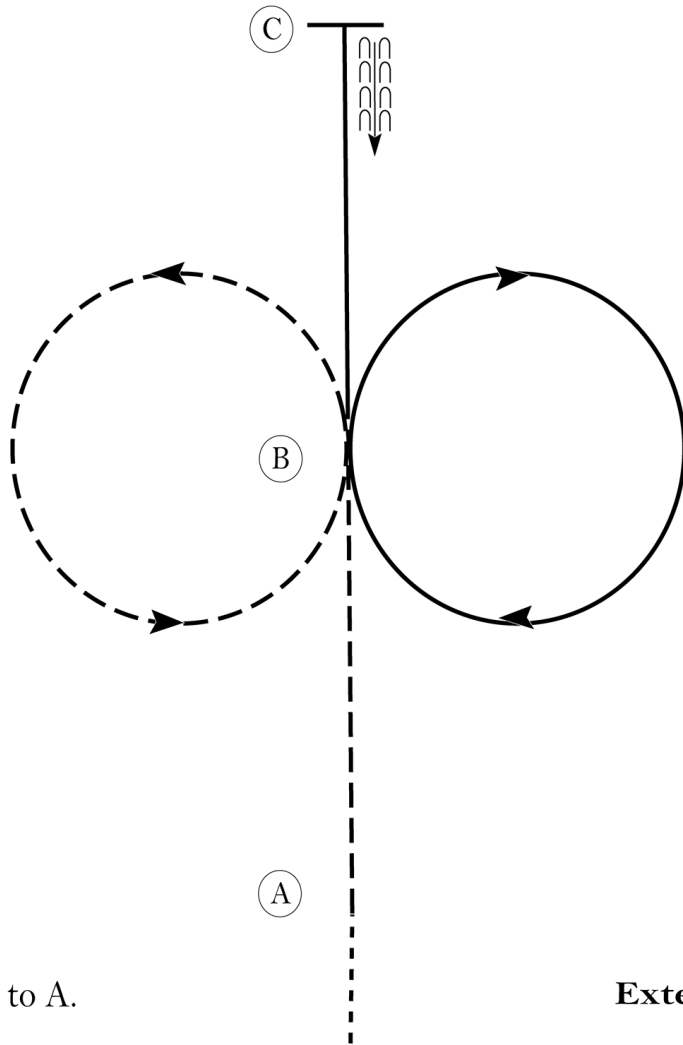
# Erie County Jr. Fair

## Champion Jr. Western Horsemanship (8 - 13)

Show Date: 08-12-2020

w w w . H o r s e S h o w P a t t e r n s . c o m

w w w . H o r s e S h o w P a t t e r n s . c o m



Be ready prior to A.

1. Walk to A.
2. Jog A to B.
3. At B jog a circle to the left.
4. At B lope a circle to the right on the right lead.
5. Continue the lope to C.
6. Stop at C and back approximately one horse length.

<b>Walk</b>	-----
<b>Jog</b>	- - - - -
<b>Extended Jog</b>	- - - - -
<b>Lope</b>	—————
<b>Leg Yield</b>	
<b>Lead Change</b>	— / —
<b>Back</b>	← u u u u u
<b>Marker</b>	Ⓚ
<b>Sidepass</b>	← - - - - - →

[WH/1-19]

**Pattern Provided by:**  
*Dennis L. Clement*

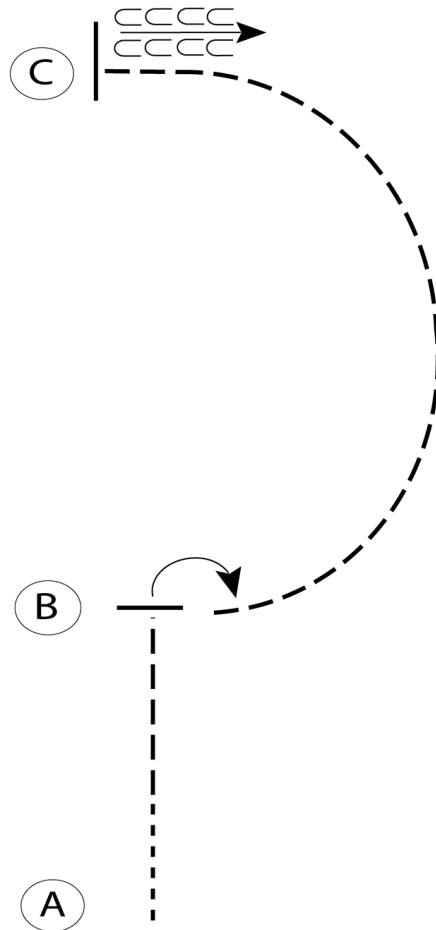
# Erie County Jr. Fair

## Walk-Trot Horsemanship (8 - 18)

Show Date: 08-12-2020

w w w . H o r s e S h o w P a t t e r n s . c o m

w w w . H o r s e S h o w P a t t e r n s . c o m



1. Be ready at A
2. Walk four steps from A.
3. Jog to B and stop.
4. Perform a 90 degree turn to the right on the hindquarters.
5. Jog a half circle to C.
6. At C stop and back four steps.

Walk	-----
Jog	- - - - -
Extended Jog	- - - - -
Lope	—————
Leg Yield	
Lead Change	— / —
Back	←←←←
Marker	Ⓚ
Sidepass	←-----→

[WH/WT-16]

Pattern Provided by:  
*Dennis L. Clement*